



**Fund Investment Objective**

The Fund shall be an income Fund although there may be a capital appreciation element to the portfolio from time to time depending on market conditions. To achieve this objective, the portfolio will, apart from assets in liquid form, invest in equity and non-equity securities including but not limited to debentures, bonds, notes (vanilla, credit-linked and equity-linked), preference shares, convertible notes, equities, derivatives for hedging purposes and any other securities which are considered consistent with the portfolio's objectives and which are permissible in terms of the Collective Investment Schemes Act.

**Marketing Positioning**

The Fund's objective is to offer a competitive dividend yielding investment that will closely track the Rand short-term interest rate cycle. The Fund aims to consistently outperform the average after-tax return of comparable low risk interest yielding investments.

**Risk Profile**

The Fund's risk profile is low. The Fund's investment mandate restricts the Fund to investing in low risk assets issued or supported by highly credit rated institutions. The Fund is therefore well positioned for corporates with cash holdings seeking optimal after tax investment returns coupled with low volatility. It is also ideal for high net-worth individuals enhanced returns that will outperform short-term interest returns on an after-tax basis.

**Portfolio Detail and Mandate**

The Fund, a registered Collective Investment Scheme, is managed through a strict conservative mandate by the Portfolio Manager with the primary focus of preserving capital whilst yielding returns to its investors in the most competitive manner. The Portfolio Manager is permitted to invest into a diversified investment pool of dividend yielding non-equity securities, which includes preference share investments, participatory interests in trusts, hybrid instruments, derivative for hedging purposes equity and other securities as permitted by Collective Investment Schemes Control Act 2002 and subordinate legislation thereto.

**About the Portfolio Manager: Southchester Investment Managers (Pty) Limited**

Southchester Investment Managers (Pty) Limited is a niche fixed income asset manager specializing in creating and managing short term liquid portfolios and alternative fixed income asset classes. Southchester focusses on doing business with other asset managers and investment institutions and in developing and providing tailored fixed income solutions for them. Southchester is a FSB registered asset management business with Category I, II and IIA licenses.

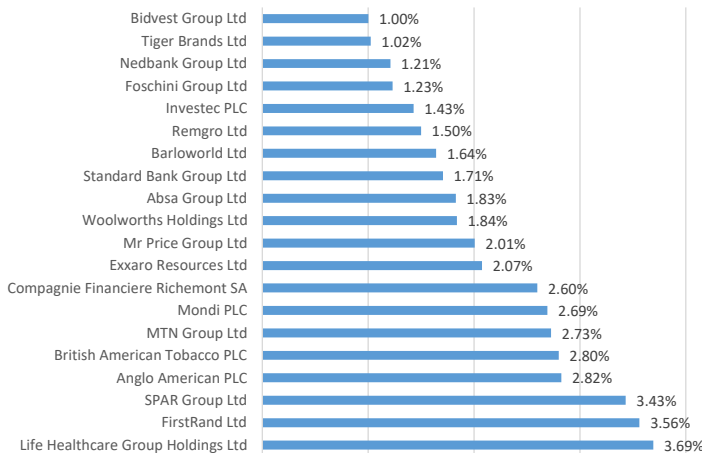
**About the Sub-Investment Advisor: Absa Alternative Asset Management (Pty) Ltd (AAM)**

**Absa Alternative Asset Management (Pty) Ltd (AAM)** manages bespoke mandates with robust and transparent payoff profiles and consistent return targets. The team has a track record since 1999 of meeting client specific risk/return requirements, using both traditional and non-traditional investment instruments.

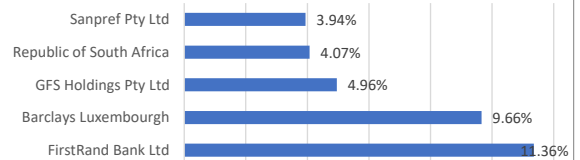
They manage asset class specific as well as multi-asset index-tracking and actively managed strategies across all asset classes, including cash, bonds, credit, absolute return, listed property and equities. Other innovative solutions include alpha transport, protection overlay and hedge fund strategies. Their goal is to meet their clients' unique investment objectives with a high degree of certainty, in a cost-effective way. Most importantly, they specifically aim to ensure that the level of risk in a portfolio meets the risk tolerance of the client.

**Credit Exposure and Asset Allocation**

**PROTECTED EQUITIES\* - 53.88%**



**FINANCIAL INSTITUTIONS - 45.75 %**



\* The GFS Holdings (Pty) Limited exposure is guaranteed by Grindrod Limited

➤ 26.43% of the above Financial Institutions exposure consists of Interest bearing instruments (this constitutes 12.09% of the total fund)

**OTHER - 0.37%**



\* The Protected Equity holdings are secured with put options provided by leading Financial Institutions. These undertakings are further supported by being more than 100% collateralised with a combination of debt and equity (Collateral Package). The equity component is comprised of a diversified basket of JSE listed shares which must be topped up should the value of the equities fall. The debt component of the Collateral Package includes bonds such as credit linked instruments issued by leading South African banks, which are linked to institutions such as the Development Bank of Southern Africa SOC Ltd, Anglo American Plc, Discovery Ltd, Transnet SOC Ltd, Barloworld Ltd and Old Mutual Plc. Applying the prudent look-through principle, the Fund's underlying exposure to the put option undertakings is considered the daily market value of the Collateral Package. Further details are available on request.

# SOUTHCHESTER IP OPTIMUM INCOME FUND

MINIMUM DISCLOSURE DOCUMENT & GENERAL INVESTOR REPORT issued: 16 November 2021

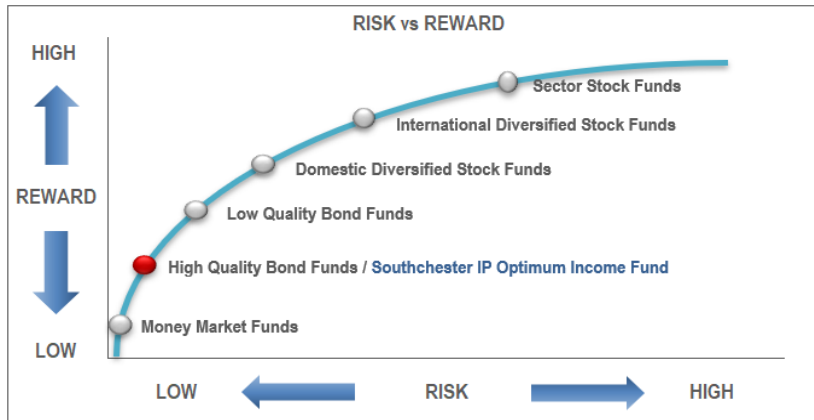
Month ended 31 October 2021



**SOUTHCHESTER**  
AUTHENTIC • INSPIRING • TRUST



## Risk Assessment



- Investors should take care to investigate and understand the risks linked to the investments they make
- Investors should seek professional advice where necessary
- Income tax legislation and therefore the income tax status of investments held in this Fund may change in the future

## Monthly Income Distributions / Unit Price: Class D (Source: Profile Media)

YEAR:	2020		2021	
	Distribution CPU	Unit Price	Distribution CPU	Unit Price
January	0.54	100.00	0.28	100.00
February	0.5	100.00	0.25	100.00
March	0.53	100.00	0.27	100.00
April	0.41	100.00	0.28	100.00
May	0.42	100.00	0.29	100.00
June	0.40	100.00	0.28	100.00
July	0.31	100.00	0.30	100.00
August	0.30	100.00	0.30	100.00
September	0.29	100.00	0.29	100.00
October	0.26	100.00	0.30	100.00
November	0.25	100.00		
December	0.26	100.00		

## Net Annualised Performance: Class D

Annualised Performance (%)	Period	Fund	Benchmark
Since Inception	(January 2017)	5.39%	4.98%
1 Year		3.41%	2.84%
3 Year		5.11%	4.26%
5 Year		-	-
Highest return	(Sep 15 - Aug 16)	6.85%	-
Lowest return	(June 20 - July 21)	3.06%	-

Returns are annualised if period is longer than 12 months. Annualised returns is the weighted average compound growth rate over the performance period measured. The return is primarily comprised of South African sourced dividends.

## Changes in Portfolio Composition

New inflows during the month allowed us to invest into a more diverse portfolio of redeemable preference shares linked to highly credit rated counterparties.

## Adherence to Fund Investment Objective & Policy

The Fund has successfully adhered to its objective and investment policy.

## Total Expense Ratio (TER)

TIC\* 0.65%

From 01 October 2018 to 30 September 2021 0.65% of the value of the Class D was incurred as expenses relating to the administration of the fund. 0.00% of the value of the Fund was incurred as costs relating to the buying and selling of the assets underlying the Fund. Therefore, 0.65% (Total Investment Charge) of the value of the Fund was incurred as costs relating to the investment of the Fund. A higher TER does not necessarily imply a poor return, nor does a low TER imply a good return. The current TER may not necessarily be an accurate indication of future TER's.

Transaction costs are a necessary cost in administering the Fund and impacts the Fund's returns. It should not be considered in isolation as returns may be impacted by many other factors over time including market returns, the type of Fund, the investment decisions of the investment manager and the TER.

## The Effective Annual Cost (EAC)

The EAC is a standard industry measure which has been introduced to allow you to compare the charges you incur and their impact on the investment returns over specific periods. Please visit <http://www.ipmc.co.za/effective-annual-cost> to address the EAC illustrator. You can request an EAC calculation from [clientservices@ipmc.co.za](mailto:clientservices@ipmc.co.za) or call us on 021 673-1340.

## Supporting Information

Source of data	Profile Media
Profile Media website	<a href="http://www.profile.co.za">www.profile.co.za</a>
Fund Return Objective	To outperform the Benchmark

## Contact details CIS Manager

Phone	021 673 1340
Email	<a href="mailto:clientservices@ipmc.co.za">clientservices@ipmc.co.za</a>
Physical Address	1st Floor, Mariendahl House, Newlands on Main Road, 7700
Postal Address	PO Box 23271, Claremont, 7735

## Southchester Investment Managers (Pty) Limited



Southchester Investment Managers (Pty) Limited is a niche fixed income asset manager specializing in creating and managing short term liquid portfolios and alternative fixed income asset classes. Southchester focuses on doing business with other asset managers and investment institutions and in developing and providing tailored fixed income solutions for them. Southchester is a FSCA (Financial Sector Conduct Authority) registered asset management business with Category I, II and IIA licenses.

## Sub-Investment Advisor: Absa AAM (Pty) Ltd

Absa Alternative Asset Management (Pty) Ltd (AAM) manages bespoke mandates with robust and transparent payoff profiles and consistent return targets. The team has a track record since 1999 of meeting client specific risk/return requirements, using both traditional and non-traditional investment instruments.

They manage asset class specific as well as multi-asset index-tracking and actively managed strategies across all asset classes, including cash, bonds, credit, absolute return, listed property and equities. Other innovative solutions include alpha transport, protection overlay and hedge fund strategies. Their goal is to meet their clients' unique investment objectives with a high degree of certainty, in a cost-effective way. Most importantly, they specifically aim to ensure that the level of risk in a portfolio meets the risk tolerance of the client.





## DISCLAIMER

Collective Investment Schemes in Securities (CIS) should be considered as medium to long-term investments. The value of participatory interests or the investment may go up as well as down and past performance is not necessarily a guide to future performance. CIS's are traded at the ruling price and can engage in scrip lending and borrowing. The collective investment scheme may borrow up to 10% of the market value of the portfolio to bridge insufficient liquidity. A schedule of fees, charges and maximum commissions is available on request from the Manager. There is no guarantee in respect of capital or returns in a portfolio. The Manager retains full legal responsibility for the Fund, regardless of Co-Naming arrangements. Transaction cut-off time is 11:00 daily. Each portfolio may be closed to new investors in order for it to be managed more efficiently in accordance with its mandate. Prices are published daily and available newspapers countrywide, as well as on request from the Manager. IP Management Company (RF) Pty Ltd is the authorised Manager of the Scheme contact 021 673 1340 or clientservices@ipmc.co.za. Standard Bank is the trustee / custodian - contact compliance-IP@standardbank.co.za.

This portfolio is not a bank deposit account although the price is targeted at a constant value. The total return is made up of primarily dividends received but in the case of abnormal losses it may have the effect of reducing the capital value of the portfolio. Excessive withdrawals from the portfolio may place the portfolio under liquidity pressures and a process of ring-fencing of withdrawal instructions and managed pay-outs over time may be followed.

Where foreign securities are included in a portfolio there may be potential constraints on liquidity and the repatriation of funds, macroeconomic risks, political risks, foreign exchange risks, tax risks, settlement risks; and potential limitations on the availability of market information. The investor acknowledges the inherent risk associated with the selected investments and that there are no guarantees. The fund is priced at 15h00 each business day with the exception of quarter end when valuation is at 17h00. Prices are published daily and are available on the IP Management Company website.

Performance has been calculated using net NAV to NAV numbers with income reinvested. The performance for each period shown reflects the return for investors who have been fully invested for that period. Individual investor performance may differ as a result of initial fees, the actual investment date, the date of reinvestments and dividend withholding tax. Full performance calculations are available from the manager on request.

Additional information including application forms, the annual report of the Manager and detailed holdings of the portfolio as at the last quarter end are available, free of charge, from clientservices@ipmc.co.za. IP Management Company is a member of ASISA. A statement of changes in the composition of the portfolio during the reporting period is available on request.



## GLOSSARY SUMMARY

**Benchmark:** A preset standard used to compare the performance of an actual portfolio.

**Capital preservation:** An investment strategy where the primary goal is to preserve capital and prevent loss in a portfolio of a Fund.

**Credit linked exposures:** To the extent that any of the assets are credit linked to other counterparties, investors would be subject to two credit risks, that being the credit risk linked to the issuer of the instrument as well as the credit risk related to the linked counterparty.

**Credit linked notes (CLNs):** A CLN is a security which is linked to another counterparty, permitting the issuer to shift a specific credit risk to investors. The investor would therefore assuming the credit risk of the issuer itself and the underlying counterparty, which means the investor could suffer losses if either the issuer or the counterparty were to default.

**Conservative risk profile:** An investing strategy that seeks to preserve an investment portfolio's value by investing in lower risk financial instruments.

**Diversification:** A technique that reduces risk by allocating investments among various financial instruments, industries and other categories. It aims to maximize return by investing in different areas that would each react differently to the same event.

**Financial instruments:** Tradeable assets such as cash, a contractual right to deliver or receive cash or another type of financial instrument, or evidence of one's ownership of an entity.

**Highest & lowest return:** The highest and lowest returns for any one year over the period since inception of the Fund.

**Net asset value:** Represents the assets of a Fund less its liabilities.

**Protected equity:** Equity investments where the capital risk related to the equities is protected with capital guarantees and/or put options.