

FUND PROFILE & STRATEGY

The IP Global Momentum Equity Fund is a moderate to high risk, global, equity fund. The objective of this portfolio is to achieve capital appreciation by following a quantitative medium to long term equity strategy investing primarily in foreign markets. The portfolio constructed using proprietary ranking and weighting methodologies to select momentum, value and blue chip shares. Investments to be included in the IP Global Momentum Equity Fund will, apart from assets in liquid form, consist of equity securities and financial instruments and may include listed property. Investments will be primarily in foreign markets but there will be no restrictions on the geographic asset allocation.

WHO SHOULD INVEST?

This fund is suitable for investors who are looking for out-performance relative to the S&P 500 Total Return Index and want long-term capital growth. The fund offers strategy diversification from traditional investment styles and offshore exposure

* At the date of publication of the MDD the management fees are 1.00% on A and C classes (effective 01 October 2020) and 0.85% on B class (effective 01 October 2020)

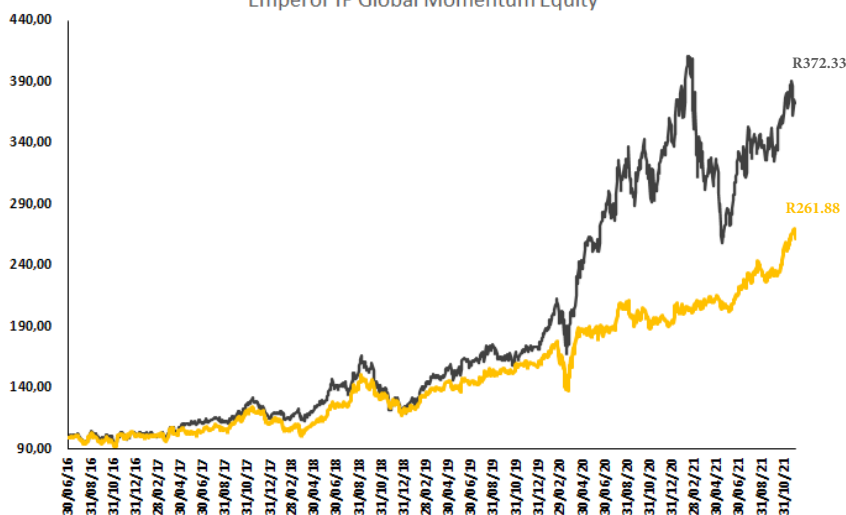
FUND FACTS

Inception:	30 June 2016
Fund:	EMPEROR IP GLOBAL EQUITY FUND
Fund Classification:	Global- Equity – General
Benchmark:	S&P500 Total Return Index
Fund Size:	R75,424,296.32
NAV Price:	4 147.91 (A Class) 4 025.78 (C Class -Tax Free Savings Class)
Fund Managers:	Shaun Krom & Sihle Ndhlala
Management Fee:	1% or 0.85% *
Investment Minimum:	R10 000 lump sum or R1 000 debit order
Total Expense Ratio:	1.79%
Transaction Costs (TC)	0.42%
Distribution Date:	Annually 31 March

VALUE OF R100 INITIAL INVESTMENT SINCE INCEPTION

IP GLOBAL MOMENTUM EQUITY
S&P500

Emperor IP Global Momentum Equity

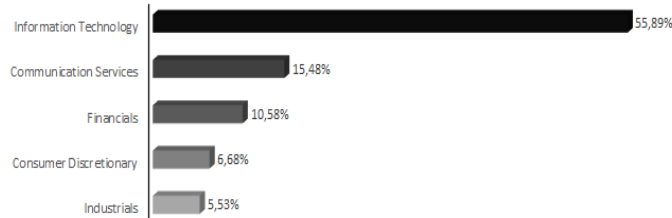


This data is sourced from INET

TOP 5 HOLDINGS




TOP 5 SECTOR WEIGHTS



SHAUN KROM


BSc Hon (Actuarial Science & Economics)



MANAGEMENT TEAM

SIHLE NDHLALA

BSc Hon (Computational & Applied Mathematics)



Shaun holds a B.Sc .Hon degree from the University of the Witwatersrand (Actuarial Science and Economics) He is a Fellow of the Institute of Actuaries, Oxford. He has 20 years of experience holding director positions in investment banking product solutions & trading, product development and research in asset management. Shaun is our Senior Fund Manager

Sihle holds a B.Sc Hon degree in Computational and Applied Mathematics from the University of the Witwatersrand, He joined Emperor Asset Management in 2016 and is our Junior Fund Manager.

PERFORMANCE TABLE

FUND PERFORMANCE

TOTAL RETURN	THIS MONTH	LAST 3 MONTHS	LAST 6 MONTHS	YTD	LAST 3 YEARS	SINCE INCEPTION
IP GLOBAL MOMENTUM EQUITY FUND	2.22%	9%	30.79%	9.43%	190.14%	272.33%
S&P 500 TOTAL RETURN INDEX	3.69%	11.59%	26.97%	34.09%	100.16%	161.88%

ANNUALIZED RETURN	THIS MONTH	LAST 3 MONTHS	LAST 6 MONTHS	LAST 12 MONTHS	LAST 3 YEARS	SINCE INCEPTION
IP GLOBAL MOMENTUM EQUITY FUND	2.22%	9%	30.79%	11.89%	42.63%	27%
S&P 500 TOTAL RETURN INDEX	3.69%	11.59%	26.97%	32.3%	26.03%	19.13%

Annualised return is the weighted average compound growth rate over the performance period measured. Fund returns shown are based on NAV-NAV unit pricings calculated from INET for a lump lump-sum investment with income distribution reinvested (after fees and cost).

RISK RATIOS

RISK RATIOS	IP GLOBAL MOMENTUM EQUITY FUND	S&P 500 TOTAL RETURN INDEX
ANNUALISED STD DEVIATION	22.12%	17.06%

TOTAL EXPENSES

(The higher the % in standard deviation the more risky the investment is likely to be)

EXPENSE RATIOS	TOTAL EXPENSE RATIO	MANAGEMENT FEE	EXPENSES	VAT
1 year	1.42%	1.15%	0.27%	0.21%
3 year	1.79%	0.38%	1.41%	0.26%

With respect to the following portfolio/ classes of participatory interest, the Total Expense Ratio (TER) will be indicated herewith. For the period from [01 October 2018] to [30 September 2021], the TER Percentage of the average Net Asset Value of the portfolio were incurred as charges, levies and fees related to the management of the portfolio. The ratio does not include transaction costs. A higher TER ratio does not necessarily imply a poor return nor does a low TER imply a good return. The current TER can not be regarded as an indication of future TER's

ASSET ALLOCATION

ASSET CLASS	EQUITY	LOCAL CASH	FOREIGN CASH	TOTAL
31 JULY 2021	98.64%	1.05%	0.31%	100%

HISTORICAL MONTHLY RETURNS

YEAR	JAN	FEB	MAR	APR	MAY	JUN	JUL	AUG	SEP	OCT	NOV	DEC	CUMULATIVE
2016	(1.39)%	3.8%	(6.3)%	(6.13)%	12.19%	(6.37)%	0.41%	4.1%	(4.85)%	(2.02)%	4.85%	0.41%	(2.97)%
2017	(0.18)%	(0.69)%	4.68%	1.61%	4.49%	(1.15)%	2.86%	(1.15)%	3.21%	8.84%	(2.56)%	(7.07)%	12.63%
2018	3.6%	(1.99)%	(1.78)%	6.72%	5.68%	9.51%	(4.56)%	16.79%	(1.85)%	(11.45)%	(6.94)%	(3.93)%	6.69%
2019	1.6%	13.67%	5.78%	3.28%	0.04%	1.93%	4.38%	5.84%	(5.99)%	2.99%	2.71%	(1.49)%	39.25%
2020	13.88%	(1.38)%	5.96%	19.07%	4.01%	11.9%	5.65%	8.27%	(1.3)%	(3.24)%	7.61%	2.24%	98.19%
2021	7.43%	(3.8)%	(11.23)%	3.76%	(12.1)%	16.2%	3.37%	(0.11)%	(2.99)%	9.92%	2.22	-	9.43%

DISCLOSURES

Collective Investment Schemes are generally medium to long term investments. The value of participatory interests or the investment may go down as well as up past performance is not necessarily a guide to future performance. Collective investment schemes are traded at ruling prices and can engage in borrowing and scrip lending. A schedule of fees and charges and maximum commissions is available on request from the manager. The Manager does not provide any guarantee either with respect to the capital or the return of a portfolio. Transaction cut off time is 14 30 daily Each portfolio may be closed for new investments. Valuation time is 15 00 (17h00 at quarter end). Prices are published daily and available newspapers countrywide, as well as on request from the Manager. IP Management Company (RF) Ltd is the authorized Manager of the Scheme contact 021 673 1340 or clientservices@ipmc.co.za. Standard Bank is the trustee custodian contact compliance-IP@standardbank.co.za Additional information including application forms, the annual report of the Manager and detailed holdings of the portfolio as at the last quarter end are available, free of charge, from clientservices@ipmc.co.za. IP Management Company (RF) Ltd is a member of ASISA Financial Advisor fees as agreed between the investor and the advisor may apply and payment to the Advisor will be facilitated on behalf of the Investor. A statement of changes in the composition of the portfolio during the reporting period is available on request. Performance shown is for the portfolio individual investor performance may differ due to initial fees, actual investment date, re-investment date and withholding taxes. The portfolio may include foreign investments and the following additional risks may apply liquidity constraints when selling foreign investments and risk of non settlement of trades macroeconomic and political risks associated with the country in which the investment is made risk of loss on foreign exchange transactions and investment valuation due to fluctuating exchange rates risk of foreign tax being applicable potential limitations on availability of market information which could affect the valuation and liquidity of an investment. All of these risks could affect the valuation of an investment in the fund The EAC is a standard industry measure which has been introduced to allow you to compare the charges you incur and their impact on the investment returns over specific periods. Please visit <http://www.ipmc.co.za/effectiveannualcost> to address the EAC illustration. You can request an EAC calculation from clientservices@ipmc.co.za call us on 021 673 1340. The annual management fee is calculated daily, adjusted for fund expenses and cash flows For information regarding our fee structure please contact us. This document is for information purposes only and does not constitute or form part of any offer to issue or sell, or any solicitation of any offer to subscribe for or purchase any particular investment. Opinions expressed in this document may be changed without notice at any time after publication. We therefore disclaim any liability for any loss, liability, damage (whether direct or consequential) or expense of any nature whatsoever which may be suffered as a result of or which may be attributable, directly or indirectly, to the use of or reliance upon the information. The Manager retains full legal responsibility for the Fund, regardless of Co-Naming arrangements The value of participatory interests may go down as well as up and past performance is not necessarily a guide to the future. Emperor Asset Management is an authorized Financial Services Provider FSP 44978 This information is factually correct as of November 2021.

CONTACT INFORMATION



Directors:
Charles Savage (CEO)
Gary van Dyk (CFO)

Physical address:
16th Floor, 25 Owl Street,
Auckland Park,
Johannesburg, 2092

EMPEROR ASSET MANAGEMENT (PTY) LTD An Authorized Financial Services Provider FSP 44978

Postal address:
Postnet Suite 247, Private Bag X1
Melrose Arch, 2076

Contact:
Tel: 087 940 6121
Fax: 011 214 8028
Email: info@emperor.co.za



IP MANAGEMENT COMPANY (RF) (Pty) Ltd IP Management Company is a member of the Association for Savings & Investment SA (ASISA).

Physical address:
1st Floor, Mariendahl House
Newlands on Main, Main Road
Newlands, 7700

Postal address:
PO Box 23271
Claremont
7735

Contact:
Tel: 021 673 1340
Fax: 086 557 4848
Email: clientservices@ipmc.co.za
Trustees: Compliance