



management
company

IP MANAGEMENT COMPANY (RF) PROPRIETARY LIMITED
ANNUAL REPORT
31 MARCH 2024

INDEX

	Page
Managing Director's Report	3
Directors' Statement	4
Trustees Report	5
Portfolios	6

Managing Director's Report

I am pleased to present the Annual Report for IP Management Company (RF) Proprietary Limited (the "IPMC") and the IP Collective Investment Scheme (the "Scheme") for the year ended 31 March 2024. It is a statutory requirement that each investor receive an abridged copy of the annual financial statements. Kindly note that performance and other figures reflect the position at the year end of the Scheme and thus may not be the most recent figures available.

The year ending March 2024 saw assets under management end the year at R22.6bn, a mixed performance reflecting the state of global markets, trading conditions and flows broadly across all portfolios.

As ever, I would like to re-iterate the importance of investors engaging with their Financial Advisor or Investment Manager to assist in addressing any questions and concerns they may have regarding their investments.

I also use this opportunity to congratulate our award-winning funds and fund managers at the recent Raging Bull Awards:

Flagship Asset Management: Flagship IP Flexible Value Fund
Best South African Multi-Asset Flexible Fund
Straight performance over three years

Thyme Wealth: Thyme Wealth IP Multi-Asset Income Fund
Best South African Multi-Asset Income Fund on a Risk-Adjusted Basis over five years

MiPlan: Global Marathon IP Fund
Best (SA-Domiciled) Global Multi-Asset Flexible Fund On A Risk-Adjusted Basis over five years

Our ongoing objective is to provide excellent administration for investors, asset managers and advisors. Please take note of the Privacy Policy and the Terms and Conditions, as amended from time to time and published on our website, <http://www.ipmc.co.za>, as these apply to your investment.

Kindly note that investors can access their portfolio details and investment statements via the secure web access portal on our website: <http://www.ipmc.co.za>. Please contact our client services team at clientservices@ipmc.co.za in order to register. If you have any queries, please don't hesitate to contact us or consult your Investment Manager or Financial Advisor.

Thank you for your on-going support. I wish you all the best for the remainder of 2024.



Brett Paton
Managing Director

SECTION ONE

IP COLLECTIVE INVESTMENT SCHEME PORTFOLIOS

Directors' Statement

The annual financial statements are the responsibility of the directors of IP Management Company (RF) Proprietary Limited (the "IP Management Company"). The IP Collective Investment Scheme (the "Scheme") financial statements, prepared in accordance with the accounting policies as set out on pages 10 to 14 give a fair reflection of the Scheme portfolios' financial position and the results of their operations.

The directors are satisfied that an adequate system of internal control exists and that it is maintained on a continuous basis to ensure the completeness and the accuracy of the accounting records, to safeguard the assets and to ensure the integrity and reliability of the financial statements with reasonable assurance. In the directors' opinion, the Scheme portfolios are financially sound and will continue to operate as going concerns.

The annual financial statements set out on pages 10 to 88 were approved by the board of directors of IP Management Company and are signed on their behalf by:



BRETT PATON
MANAGING DIRECTOR
25 JUNE 2024

REPORT OF THE TRUSTEE FOR THE IP COLLECTIVE INVESTMENT SCHEME

We, the Standard Bank of South Africa Limited, in our capacity as Trustee of the IP Collective Investment Scheme (“the Scheme”) have prepared a report in terms of Section 70(1)(f) of the Collective Investment Schemes Control Act, 45 of 2002, as amended (“the Act”), for the financial year ended 31 March 2024.

In support of our report we have adopted certain processes and procedures that allow us to form a reasonable conclusion on whether the Manager has administered the Scheme in accordance with the Act and the Scheme Deed.

As Trustees of the Scheme we are also obliged to in terms of Section 70(3) of the Act to satisfy ourselves that every statement of comprehensive income, statement of financial position or other return prepared by the Manager of the Scheme as required by Section 90 of the Act fairly represents the assets and liabilities, as well as the income and distribution of income, of every portfolio of the Scheme.

The Manager is responsible for maintaining the accounting records and preparing the annual financial statements of the Scheme in conformity with Generally Accepted Accounting Principles. This responsibility also includes appointing an external auditor to the Scheme to ensure that the financial statements are properly drawn up so as to fairly represent the financial position of every portfolio of its collective investment scheme are in accordance with Generally Accepted Accounting Principles and in the manner required by the Act.

Our enquiry into the administration of the Scheme by the Manager does not cover a review of the annual financial statements and hence we do not provide an opinion thereon.

Based on our records, internal processes and procedures we report that nothing has come to our attention that causes us to believe that the accompanying financial statements do not fairly represent the assets and liabilities, as well as the income and distribution of income, of every portfolio of the Scheme administered by the Manager.

We confirm that according to the records available to us, no losses were suffered in the portfolios and no investor was prejudiced as a result thereof.

We conclude our report by stating that we reasonably believe that the Manager has administered the Scheme in accordance with:

- (i) the limitations imposed on the investment and borrowing powers of the manager by this Act;
- (ii) and the provisions of this Act and the deed;



Hoosain Hamdulay
Standard Bank of South Africa Limited

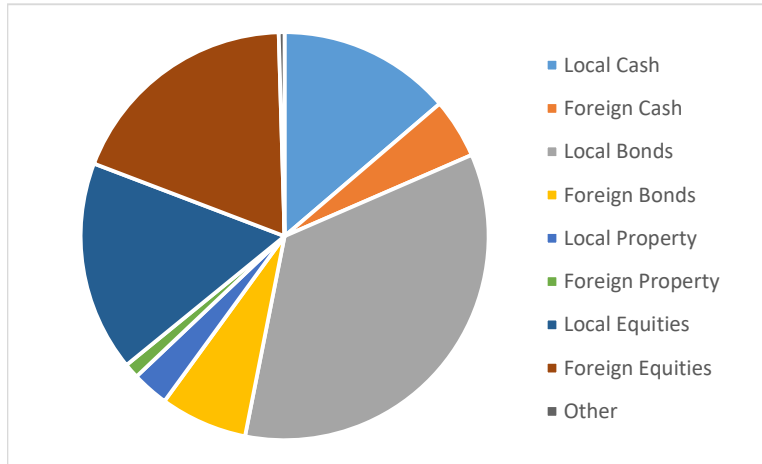
25 June 2024

Multi Asset IP Balanced Defensive Fund

Inception	22/01/2015
Benchmark	CPI + 2%
Sector	South African - Multi Asset - Low Equity
Risk Profile	Conservative
Income Declaration	Bi-Annual

FUND COMPOSITION[^]

Source: GIRSA 31/03/2024



INCOME DISTRIBUTION (CPU)

	Sep 23	Mar 24
Class A	29.16	30.18
Class B1	32.24	33.30

PARTICIPATORY INTERESTS

Units ('000)	Class A	Class B1
Balance at the beginning of year	9 695	9 385
Creations	2 418	1 979
Liquidations	(1 505)	(1 772)
Balance at the end of the year	10 608	9 592

STATEMENT OF FINANCIAL POSITION AS AT 31/03/2024

	R'000
Assets	
Non-Current Assets	247 795
Investments at Market Value	247 795
Current Assets	34 454
Debtors & Income Accrued	805
Cash	33 649
Total Assets	282 249
Equity and Liabilities	
Capital and Reserves	275 601
Current Liabilities	6 648
Accrued expenses	244
Distributions payable	6 404
Total Equity and Liabilities	282 249

STATEMENT OF CHANGES IN PARTICIPATORY INTERESTHOLDERS AS AT 31/03/2024

Retained earnings	
Balance at the beginning of year	-
Net Income	12 609
Income Distribution	(12 605)
Undistributed Income at year end	4

Capital value of portfolio

Balance at the beginning of year	246 944
Creation and Liquidation of participatory interests	15 100
Capital profit	13 553
Balance at the end of the year	275 597

STATEMENT OF COMPREHENSIVE INCOME FOR THE YEAR ENDED 31/03/2024

	R'000
Income	14 899
Dividends	2 471
Interest	12 161
Other income	5
Income adjustment due to movement of units	262
Expenses	2 290
Service Fees	2 181
Audit Fees	40
Bank Charges	67
Other expenses	2
Net Income	12 609

FUND PERFORMANCE[^]

*annualised

Period	Class A	Benchmark
1 year	10.0%	7.7%
3 year*	7.6%	8.2%
5 year*	8.1%	7.3%
Since Inception*	7.1%	7.3%

Source: Minimum disclosure document 31/03/2024

FEE ANALYSIS

Service fees (excl VAT)

Class A	0.90%
Class B1	0.50%

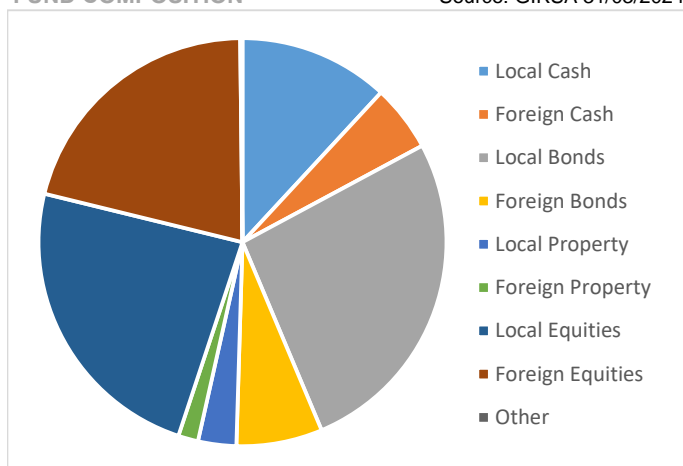
[^]: As noted in the Independent Auditor's Report, the Fund Composition and Fund Performance is noted as "Other Information" and does not form part of the financial statements and no audit opinion or any other form of assurance is expressed thereon.

Multi Asset IP Balanced Fund

Inception	22/01/2015
Benchmark	CPI + 4%
Sector	South African - Multi Asset - Medium Equity
Risk Profile	Moderate
Income Declaration	Bi-Annual

FUND COMPOSITION[^]

Source: GIRSA 31/03/2024



INCOME DISTRIBUTION (CPU)

	Sep 23	Mar 24
Class A	25.86	26.39
Class B1	29.01	29.56

PARTICIPATORY INTERESTS

Units ('000)	Class A	Class B1
Balance at the beginning of year	4 872	21 000
Creations	1 288	4 129
Liquidations	(927)	(2 855)
Balance at the end of the year	5 233	22 274

STATEMENT OF FINANCIAL POSITION AS AT 31/03/2024

	R'000
Assets	
Non-Current Assets	347 252
Investments at Market Value	347 252
Current Assets	47 065
Debtors & Income Accrued	2 797
Cash	44 268
Total Assets	394 317
Equity and Liabilities	
Capital and Reserves	384 961
Current Liabilities	9 356
Accrued expenses	1 414
Distributions payable	7 942
Total Equity and Liabilities	394 317

STATEMENT OF CHANGES IN PARTICIPATORY INTERESTHOLDERS AS AT 31/03/2024

Retained earnings	
Balance at the beginning of year	-
Net Income	15 555
Income Distribution	(15 552)
Undistributed Income at year end	3

Capital value of portfolio

Balance at the beginning of year	344 443
Creation and Liquidation of participatory interests	20 293
Capital profit	20 222
Balance at the end of the year	384 958

STATEMENT OF COMPREHENSIVE INCOME FOR THE YEAR ENDED 31/03/2024

	R'000
Income	18 163
Dividends	4 566
Interest	13 404
Other income	6
Income adjustment due to movement of units	187
Expenses	2 608
Service Fees	2 478
Audit Fees	51
Bank Charges	77
Other expenses	2
Net Income	15 555

FUND PERFORMANCE[^]

*annualised

Period	Class B1	Benchmark
1 year	9.5%	9.8%
3 year*	7.6%	10.3%
5 year*	8.3%	9.4%
Since Inception*	6.9%	9.4%

Source: Minimum disclosure document 31/03/2024

FEE ANALYSIS

Service fees (excl VAT)

Class A	0.90%
Class B1	0.50%

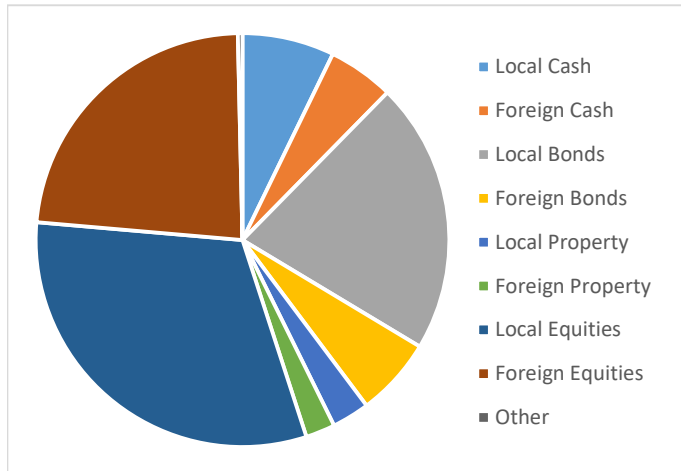
[^]: As noted in the Independent Auditor's Report, the Fund Composition and Fund Performance is noted as "Other Information" and does not form part of the financial statements and no audit opinion or any other form of assurance is expressed thereon.

Multi Asset IP Balanced Plus Fund

Inception	22/01/2015
Benchmark	CPI + 6%
Sector	South African - Multi Asset - High Equity
Risk Profile	Aggressive
Income Declaration	Bi-Annual

FUND COMPOSITION[^]

Source: GIRSA 31/03/2024



INCOME DISTRIBUTION (CPU)

	Sep 23	Mar 24
Class A	23.82	22.01
Class B1	27.13	25.32

PARTICIPATORY INTERESTS

Units ('000)	Class A	Class B1
Balance at the beginning of year	6 251	11 903
Creations	1 075	2 828
Liquidations	(931)	(2 201)
Balance at the end of the year	6 395	12 530

STATEMENT OF FINANCIAL POSITION AS AT 31/03/2024

	R'000
Assets	
Non-Current Assets	262 088
Investments at Market Value	262 088
Current Assets	21 698
Debtors & Income Accrued	387
Cash	21 311
Total Assets	283 786
Equity and Liabilities	
Capital and Reserves	278 968
Current Liabilities	4 818
Accrued expenses	239
Distributions payable	4 579
Total Equity and Liabilities	283 786

STATEMENT OF CHANGES IN PARTICIPATORY INTERESTHOLDERS AS AT 31/03/2024

Retained earnings	
Balance at the beginning of year	-
Net Income	9 336
Income Distribution	(9 341)
Undistributed Income at year end	(5)

Capital value of portfolio

Balance at the beginning of year	252 694
Creation and Liquidation of participatory interests	10 947
Capital profit	15 332
Balance at the end of the year	278 973

STATEMENT OF COMPREHENSIVE INCOME FOR THE YEAR ENDED 31/03/2024

	R'000
Income	11 409
Dividends	4 092
Interest	7 168
Other income	2
Income adjustment due to movement of units	147
Expenses	2 073
Service Fees	1 962
Audit Fees	41
Bank Charges	68
Other expenses	2
Net Income	9 336

FUND PERFORMANCE[^]

*annualised

Period	Class A	Benchmark
1 year	9.3%	11.9%
3 year*	7.7%	12.4%
5 year*	8.7%	11.5%
Since Inception*	6.9%	11.5%

Source: Minimum disclosure document 31/03/2024

FEE ANALYSIS

Service fees (excl VAT)

Class A	0.90%
Class B1	0.50%

[^]: As noted in the Independent Auditor's Report, the Fund Composition and Fund Performance is noted as "Other Information" and does not form part of the financial statements and no audit opinion or any other form of assurance is expressed thereon.

CONTACT DETAILS

IP MANAGEMENT COMPANY (RF) (PTY) LIMITED

Physical: 1st Floor, Mariendahl House, Newlands on Main, Main Road, Newlands, 7700
Postal: PO Box 23271 Claremont 7735
Telephone: 021 673 1340
Email: clientservices@ipmc.co.za
complaints@ipmc.co.za

ALTINVEST (PTY) LTD T/A MULTIASSET FUND MANAGEMENT (FSP 49017)

Physical: 1st Floor, Mariendahl House, Newlands on Main, Main Road, Newlands, 7700
Postal: PO Box 23271 Claremont 7735
Telephone: 021 657 5960
Email: info@miplan.co.za

*IP Management Company (RF) (Pty) Ltd is a registered and approved Manager in Collective Investment Schemes in Securities - Registration No. 2007/017601/07. The IP Management Company is a member of the Association for Savings and Investment SA. **ALTINVEST (PTY) LTD T/A MULTIASSET FUND MANAGEMENT** is an authorized Financial Services Provider. Collective investment schemes are generally medium- to long-term investments. The portfolio may invest in other unit trust portfolios which levy their own fees and may result in a higher fee structure for our portfolio. Past performance is not necessarily a guide to future performance, and that the value of investments / units / unit trusts may go down as well as up. Collective investments are traded at ruling prices and can engage in borrowing and scrip lending. Commission and incentives may be paid and if so, would be included in the overall costs. A schedule of fees and charges and maximum commissions is available from the Manager on request. Performance is based on NAV-to-NAV calculations with income reinvestments done on the ex-div date. Performance is calculated for the portfolio and the individual investor's performance may differ as a result of initial fees, actual investment date, date of reinvestment. There is no tax on capital gains made, no withholding tax on dividends received and no tax on interest earned. The manager may borrow up to 10% of the market value of the collective investment scheme portfolio to ensure liquidity. The Manager does not provide any guarantee either with respect to the capital or the return of a portfolio. Collective investments are calculated on a net asset value basis, which is the total market value of all assets in the portfolio including any income accruals and less any deductible expenses such as audit fees, brokerage and service fees. All IPMC CIS portfolios are valued and priced using forward pricing at 15h00 each business day except for quarter end when valuation is at 17h00 and 20h00 for fund of funds and certain funds with significant investments in CIS Forward pricing is used. The annual management fee is calculated daily, adjusted for fund expenses and cash flows. The performance of the portfolio depends on the underlying assets and variable market factors. Lump sum investment performances are quoted. All the portfolio options presented are approved collective investment schemes in terms of Collective Investment Schemes Control Act, No 45 of 2002 ("CISCA"). The fund may from time to time invest in foreign countries and therefore it may have risks regarding liquidity, the repatriation of funds, political and macroeconomic situations, foreign exchange, tax, settlement, and the availability of information. The Manager has the right to close any portfolios to new investors to manage them more efficiently in accordance with their mandates. Transaction cutoff time is 14:30 daily. Valuation time is 15:00 (17h00 at quarter end). Units will be repurchased by the manager at the ruling price calculated in accordance with the requirements of the Act and the relevant deeds and paid to the investor only. Subject to occurrences beyond the control of IP, transaction requests received by IP before 14h30 (or 11h00 in the case of Southchester IP Optimum Income Fund) will be actioned at that day's price. IP Management Company (RF) Pty Ltd is the authorised Manager of the Scheme and can be contacted on 021 673 1340 or clientservices@ipmc.co.za. In terms of its license, IP Management Company may not conduct any other business other than the business of running a Collective Investment scheme. Standard Bank is the trustee custodian contact compliance-IP@standardbank.co.za. The EAC is a standard industry measure which has been introduced to allow you to compare the charges you incur and their impact on the investment returns over specific periods. Please visit <http://www.ipmc.co.za/effectiveannualcost> to address the EAC illustrator. The following information can be requested and obtained from the manager free of charge, either by calling 021 6731340 or email clientservices@ipmc.co.za: EAC calculation, Minimum Disclosure Document (MDD), additional information of the proposed investment, including brochures, application forms and annual or quarterly reports. A statement of changes in the composition of the portfolio during the reporting period is available on request. Prices are published daily, as well as on request from the Manager All complaints can be directed to complaints@ipmc.co.za. This document is for information purposes only and does not constitute or form part of any offer to issue or sell, or any solicitation of any offer to subscribe for or purchase any particular investment. Opinions expressed in this document may be changed without notice at any time after publication. We therefore disclaim any liability for any loss, liability, damage (whether direct or consequential) or expense of any nature whatsoever which may be suffered as a result of, or which may be attributable, directly or indirectly, to the use of or reliance upon the information. Financial Advisor fees as agreed between the investor and the advisor may apply and payment to the Advisor will be facilitated on behalf of the Investor.*

The directors take full responsibility for the preparation of the abridged report and that the financial information has been correctly extracted from the underlying annual financial statements. There were no qualifications made by the auditor in their report on the financial statements of the manager and the portfolios.

Copies of the audited Annual Financial Statements of IP Management Company and all the portfolios of the IP Collective Investment Scheme are available, free of charge, on request. This abridged report only includes the abridged financial statements for the specific portfolios in which you are invested. For the latest terms and conditions applicable to your investment, kindly consult the most recent application form; our [website](#); or the links below.

[IPMC Investor T&C's](#)

[IPMC Privacy Policy](#)

[IPMC Promotion of Access to Information Act \(PAIA\)](#)

[IPMC TCF Policy](#)

[IPMC Complaint Management Process](#)